

# Cheshire Constabulary



## Cheshire Police Authority

# Tarporley Public Perception Survey

# Tarporley Public Perception Survey

The public perception survey was undertaken in Tarporley to establish the issues which are of concern to local residents and to gain their ideas for solving these issues.

The results of the survey will also provide a baseline for measuring the effectiveness of actions and measures taken in the future.

The Community Action Team will be using the results from this survey together with the results from the recent Environmental Audit to write an action plan for the area. This action plan will involve appropriate partner agencies in solutions to the issues as well as inform the activities of the CAT in the area over the next several months.

The basic method used to gather the information was structured interviews using a questionnaire. The interviews were completed by the CAT Officers and Homewatch Coordinators. The Homewatch coordinators provided invaluable assistance in completing interviews and we are very grateful for their assistance. A copy of the questionnaire is attached as appendix A.

Some results were gathered by using a kiosk placed in the local supermarket and in the Health Centre. Due to technical issues with the software we have not been able to include the responses from the 50 people who partly or fully completed the questionnaire. We hope to resolve the issues and include those responses at a future date.

This public perception survey is part of the Safer Communities initiative of Cheshire Constabulary. It is intended to repeat this survey in six months as part of the Safer Communities programme.

All enquiries, suggestions and comments are welcome and should be addressed to me at Winsford Constabulary Headquarters, Clemonds Hey, Winsford, CW 7 2UA

***Janette Wallace Gedge  
Project Manager***

Report compiled by                      Janette Wallace Gedge, Cheshire Police Authority

Data compiled by                        Mathew Jones, MIU, Cheshire Constabulary

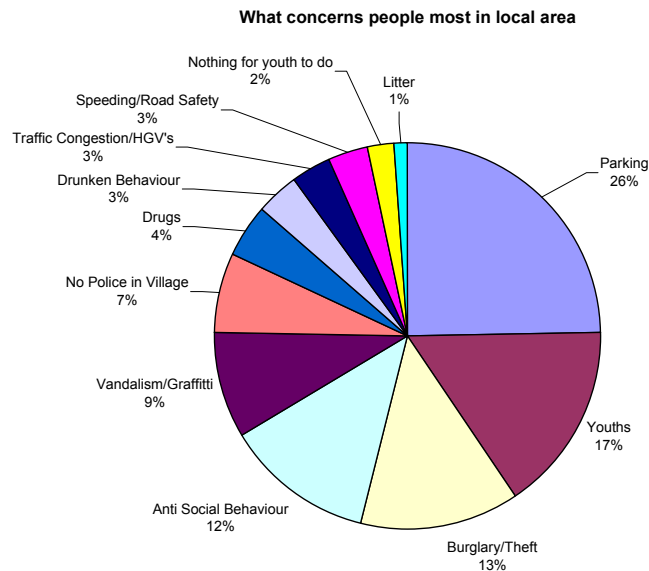
Interviews completed by              CSO Claire Hulse and the Community Action Team,  
Tarporley Homewatch Coordinators

## The results

### Question one:

The first question was an open question as we wanted people to be able to answer freely without any prompts or restrictions.

**Question 1 We want to find out what people are concerned about in the local area. What concerns you most in your neighbourhood?**



Ninety three people responded to this question.

The most commonly recorded concern expressed by over 24% of those interviewed was **inappropriate/inconsiderate parking**. The second most commonly expressed concern (15% of those interviewed) was groups of youths gathering. The third most commonly expressed concern (13%) was burglary and theft which was closely followed by antisocial behaviour at 12%. Vandalism and Graffiti was expressed as a concern by 9% of the responses.

Youths gathering and antisocial behaviour have been recorded as separate concerns since they are significantly different issues. Groups of youths may be a nuisance but are often not committing any crime. Antisocial behaviour generally involves the committing of a crime or offence which warrants issuing a warning.

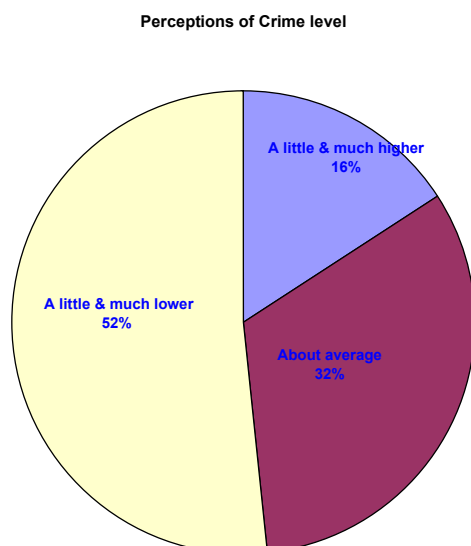
The full table of results is below

Concern	No	%
Parking	22	24
Youths	14	15
Burglary/Theft	12	13
Anti Social Behaviour	11	12
Vandalism/Graffiti	8	9
No Police in Village	6	6
Drugs	4	4
Drunken Behaviour	3	3
Traffic Congestion/HGV's	3	3
Speeding/Road Safety	3	3
Nothing for youth to do	2	2
Litter	1	1

## Question Two

The second question was designed to find out residents' perceptions of the level of crime & antisocial behaviour in Tarporley. It was a multi choice answer. Full results are shown below.

The majority of people felt that crime & antisocial behaviour was lower or much lower than average (51%), whilst another 30% thought it was about average and 17% thought it was higher or much higher.



### **Question 2: Thinking about crime and anti social behaviour in your neighbourhood, in comparison to what happens nationally would you say that it's**

Answer	No.	%	Combined %
Much Higher	9	8.6	
A Little Higher	8	7.6	17
About average	31	30.5	30
A little lower	15	14.3	
Much lower	36	34.3	51
Don't Know	5	4.8	
Total	104	100.0	

## Question Three

### **Have you had any contact with a Police Officer or Community Support Officer in the last 12 months**

Question three is designed to find out if people have had contact with a Police or Community Support Officer and to find out what that contact was. We have also cross referenced the responses to Question four to see if there is a relationship between the perception of the job the police are doing and contact with the Police. Of the respondents 48% had had contact with the police in the last 12 months. Of those contacts 52% were in a casual context. Another 30% were to report a crime or as a witness.

The following tables show the results in full.

	No.	%
Yes	47	48.0
No	51	52.0

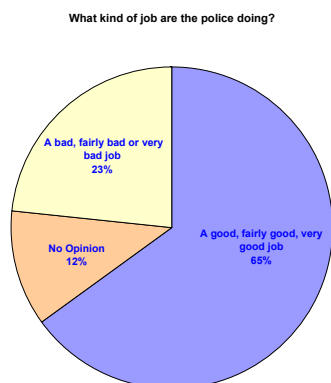
Nature of the contact

To report a crime	11	21.2
As a witness	5	9.6
Due to motoring incident or stop check	3	5.8
In a casual context	27	51.9
Other	6	11.5
Total	52	

#### Question Four

This question is designed to assess the perceptions of the job the Police are doing and which will allow for the measurement change in the future when this survey is repeated.

#### **Question 4: Thinking about Policing in your area, what kind of job do you think Cheshire Police are doing?**



	No.	%
A very good job	12	11.7
A Good Job	21	20.4
Fairly Good Job	34	33.0
A Fairly Bad Job	16	15.5
A Bad Job	5	4.9
A Very Bad Job	3	2.9
No Opinion	12	11.7
Total	103	100.0

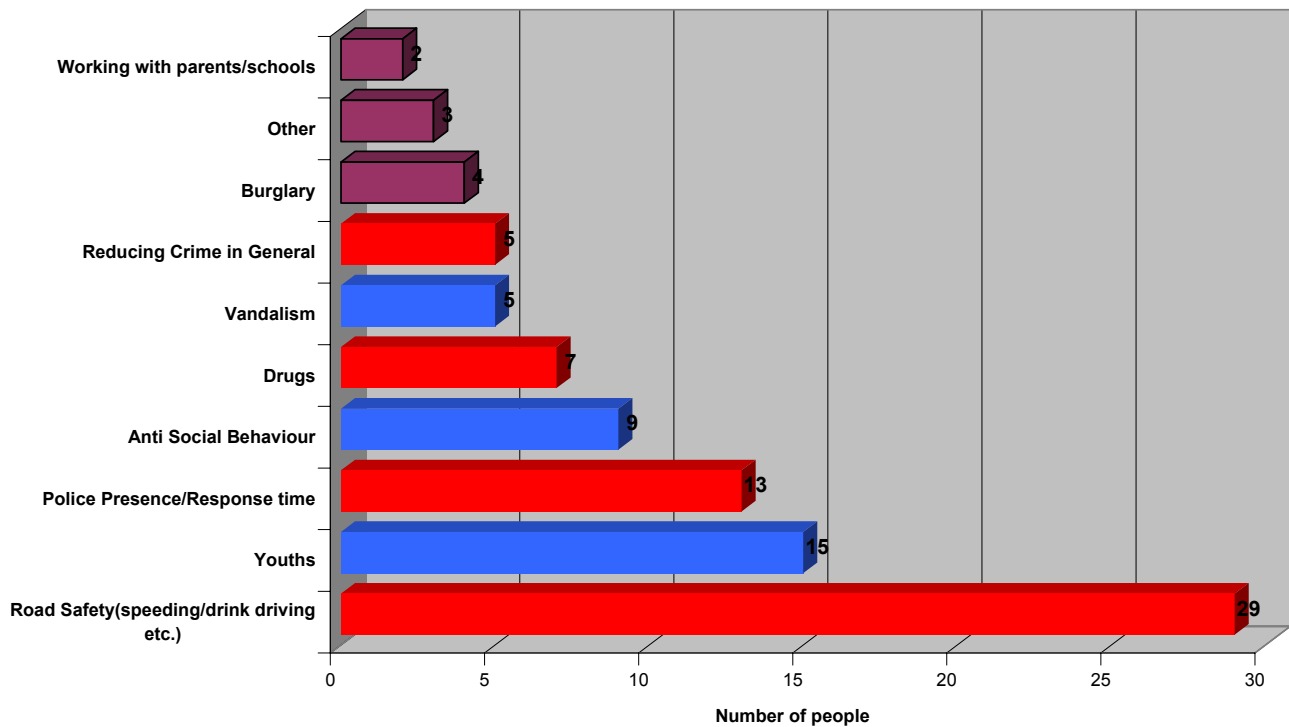
From this we can see that 65% of the Tarporley residents think that the police are doing a good, fairly good or very good job.

We separated the responses from people who have had some contact with the police in the last 12 months and the table below shows that 72% of those people felt that the police were doing a good job.

### Question Five

The next question is the opportunity for Tarporley residents to express their views on what the Police should be concentrating on in the community. This is again an open question to allow people to express their views freely.

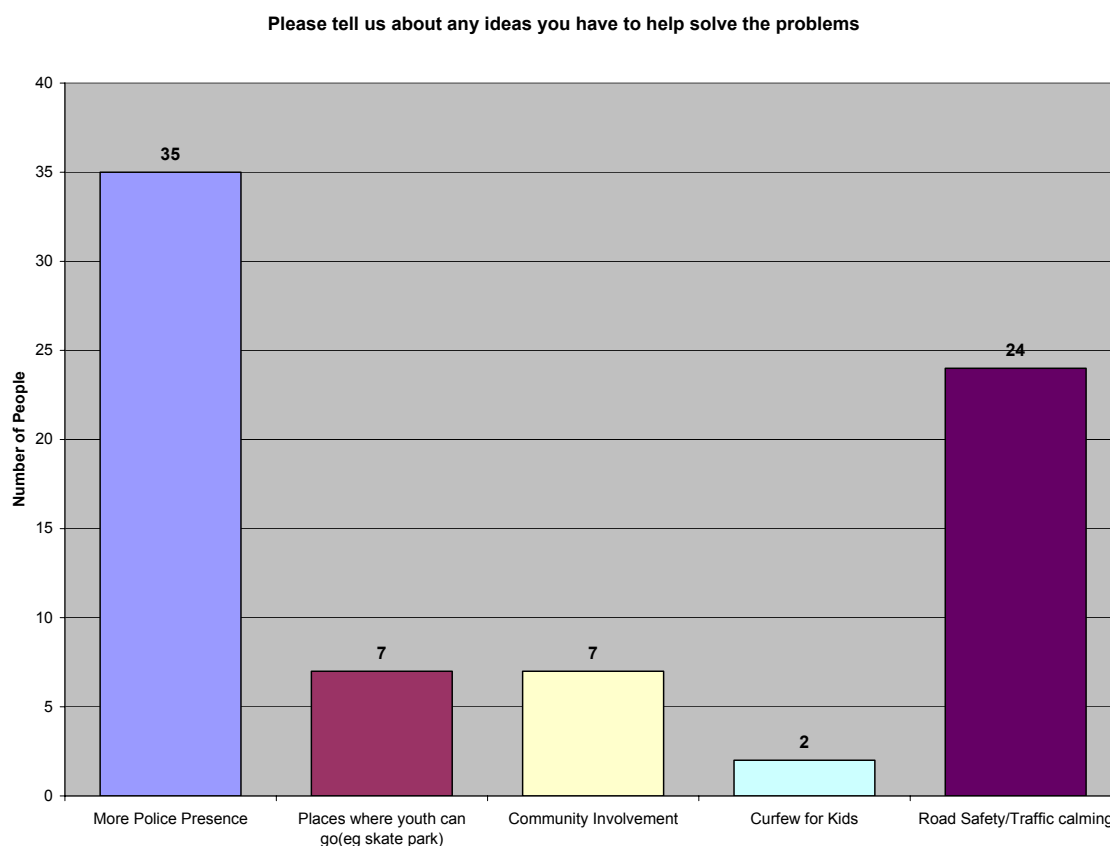
#### **What are the issues that you feel the Police should be concentrating on within your community?**



As can be seen from this chart the major issue is road safety and speeding with the second issue being youth behaviour and the third police response time with antisocial behaviour, drug related issues and vandalism also showing up as priorities for Tarporley residents.

## Question six

This question followed directly to gain ideas from people about solutions to the problems. The results have been aggregated into categories.



The largest group of suggestions was more police presence and the second largest group was recommending traffic calming and road safety measures.

## Question seven

This question was endeavouring to find out who should be the partners we work with locally.

Schools, Homewatch, the Parish Council, the Borough Council, and residents' associations were all recommended, as well as Age Concern, and youth workers. One person also suggested that the police might run a youth club.

Questions eight, nine, ten and eleven are all designed to measure the perception of personal safety and fear of crime in Tarporley. Repeating these questions in a future survey will allow us to see progress in residents' perceptions of personal safety.

Question eight::

***How concerned do you feel walking alone after dark in your neighbourhood***

	No.	%
Not at all concerned	32	30.8
Not very concerned	30	28.8
Concerned	16	15.4
Very concerned	10	9.6
I never walk alone	16	15.4
Total	104	100.0

Question nine:

***To what extent are you worried about crime in this neighbourhood***

	No.	%
Not at all worried	23	22.3
Not very worried	33	32.0
Don't Know	3	2.9
Fairly worried	33	32.0
Very worried	11	10.7
Total	104	100.0

From this question we can see that almost 43% of people surveyed were worried about crime in the neighbourhood.

We then asked those people if they would mind telling us why they were worried.

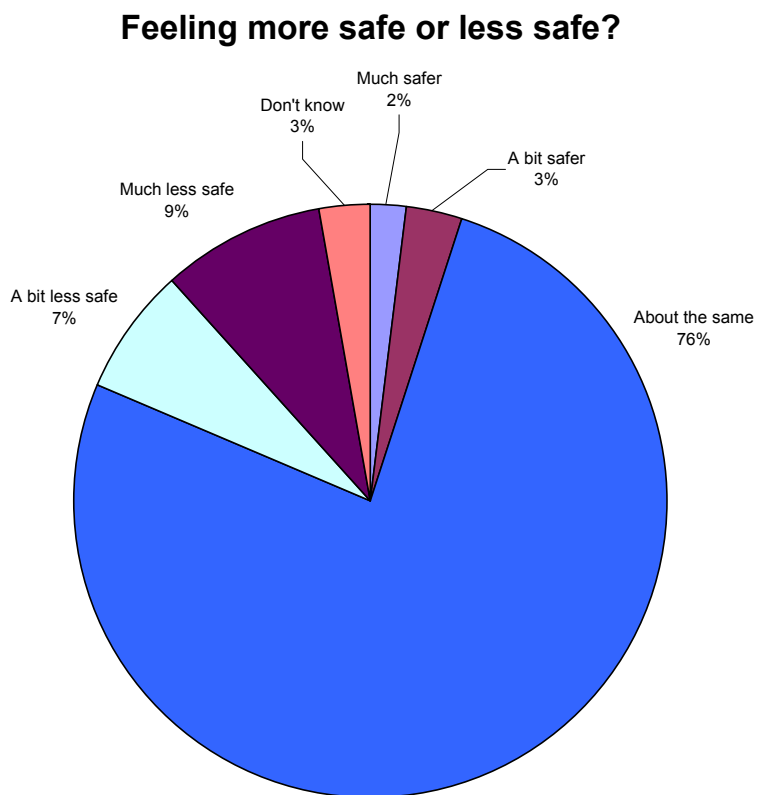
Question ten:

***Would you mind telling us why you are worried?***

The responses show that most people were worried because of the experience of someone they know (20%) or personal experience (14%) as well as what they have seen in the area ( 15%) What they have seen in the media accounts for 12.5%.

Question eleven

**Would you say you feel more safe or less safe in this neighbourhood than you did 12 months ago?**

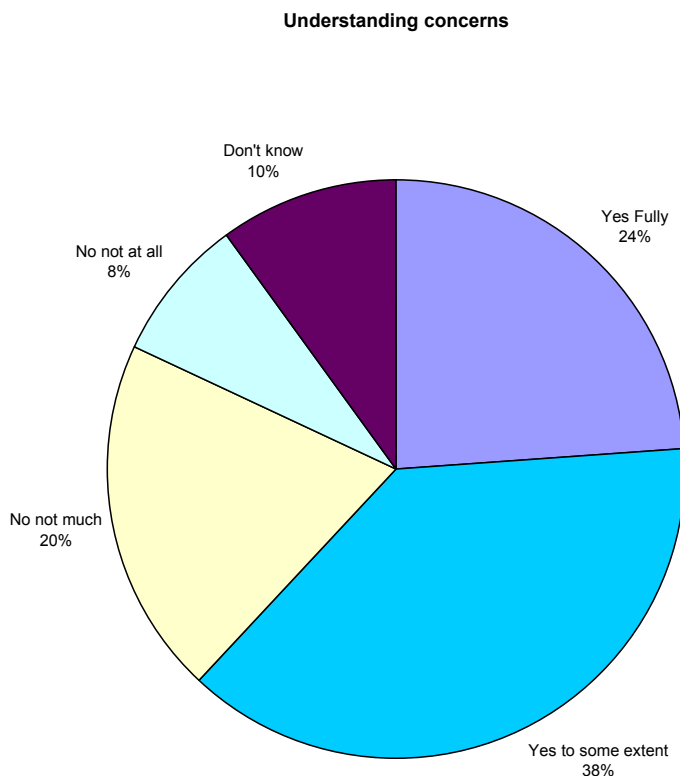


As can be seen from the chart above 76% of those surveyed felt about the same as they did 12 months ago.

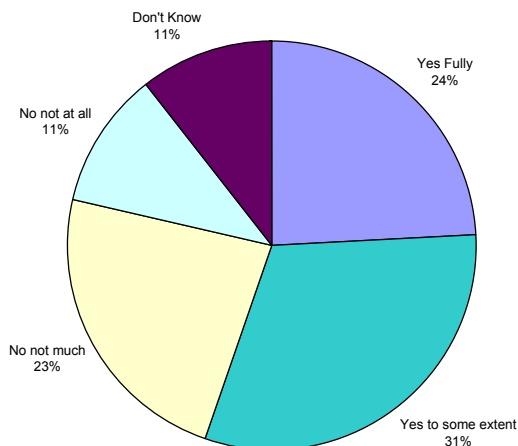
Questions twelve and thirteen were designed to find out the perception of the understanding the police have of the concerns of the residents of Tarporley.

Question twelve:

***Do you feel the police in this area understand the concerns of the people living in this neighbourhood?***



***Do you think the police in this area take the concerns of the people living in this neighbourhood seriously.***



### **Profile of residents interviewed:**

Male	38	35.9
Female	66	64.1

### **Age**

16-19	10
20-29	12
30-39	11
40-49	22
50-64	38
65+	9
Total	104

### **Ethnicity**

British	102
Irish	1
Other White Background	1

### **Comment on Sample.**

The usual population of Tarporley is 2630 according to the 2001 census. This sample size of 104 interviews gives a reasonable confidence that the results reflect the opinions of the residents of Tarporley age 16 and over. However it should be noted that the sample does have a gender bias with 64% of those interviewed being female where as the usual female population of Tarporley is just over 52% female. The age groups are reasonably representative of the usual population.

### **Recommendations:**

The recommendations and suggestions from this report for the Community Action Plan include:

- Joint working between local councils, police and youth groups to tackle the youth problems
- Consider setting up a community Speedwatch. This involves training local residents and providing them with a speed gun which will then be used to monitor traffic. Anyone registered as driving over the speed limit is sent a warning letter, which normally acts as a deterrent.
- Involve local businesses in a discussion to help resolve parking issues on High St, perhaps by running a focus group one evening.
- Request regular visits from Traffic Warden to the village
- Look at possibility of a speed camera be set up in areas where people speed on regular basis
- Run a focus group with young people who are causing youth nuisance to find out their issues and make suggestions to Parish, Borough and County Council as well as working with them to resolve the nuisance issues and to target antisocial behaviour.